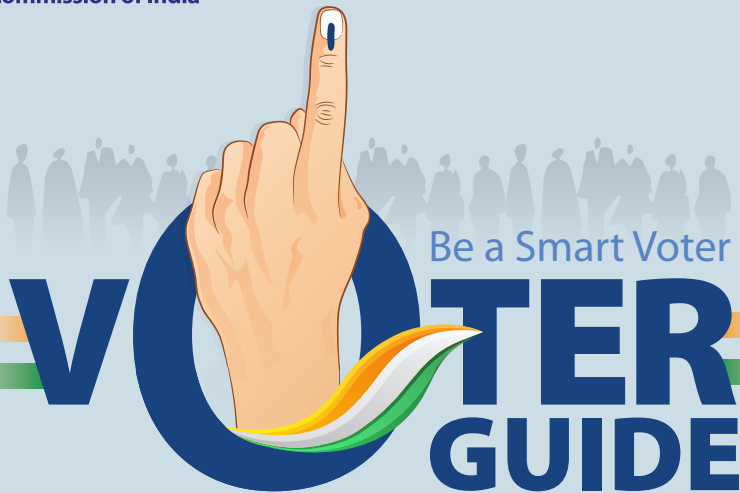




भारत निर्वाचन आयोग
Election Commission of India



Be a Smart Voter




NOTHING LIKE VOTING, I VOTE FOR SURE

Process of Registration

ONLINE

voters.eci.gov.in

or

Voter Helpline App 

OFFLINE

Contact your BLO

or

Voter Facilitation Centre

To enrol as a New Voter you should be

An Indian citizen

Ordinary resident of polling area

18 years or above

Now 4 Qualifying Dates to Enrol as a New Voter

JANUARY

01

APRIL

01

JULY

01

OCTOBER

01

Verify Your Details

Form 8

Change of address/Correction of entries/
Replacement of EPIC/Marking of PwDs

Form 7

Objections against proposed inclusion/
deletion of name in Voter List

Search Your Name

In the Voters' List




Use
Voter Helpline App



voters.eci.gov.in
ceo____.nic.in



SMS to 1950:
ECI<space> <EPIC No>



To cast your vote,
you must have your
name in the Voter List

On Poll Day




Holiday is declared on the day of poll to facilitate casting of vote
It's not a holiday, it's a voting day.




No gadgets allowed in polling booth

Locate your Polling Station at:

 voters.eci.gov.in

 Call Voter Helpline - 1950

 Voter Helpline App

Carry any one of the approved Identity Document/ID proof for voting

- Voter ID Card (EPIC)
- Aadhaar Card
- PAN Card
- Unique Disability ID (UDID) Card
- Service Identity Card
- Passbook with photo by Bank/Post Office
- Health Insurance Smart Card (M/o Labour)
- Driving License
- Passport
- Smart card issued by RGI under NPR
- Pension Document
- Official identity card issued to MPs/MLAs/MLCs
- MNREGA Job Card



Report unlawful activity through cVIGIL App

Polling Process



Voter stands in queue



Polling Officer checks your name in Voter List and your ID Proof



Polling Officer marks your finger nail with indelible ink, gives a slip and takes your signature



Polling Officer takes the slip and checks the mark on your finger nail



Voter presses button against candidate of choice/NOTA to vote on the EVM; a red light glows



None Of The Above (NOTA) available as the last option on EVM machines

Casting Your Vote

1



Ready to Vote

The 3rd Polling Officer enables the Ballot Unit (BU) as you enter the voting compartment. The 'READY' light of BU will glow

2



Cast your Vote

Press the Blue Button on the Ballot Unit against the name/symbol of candidate of your choice/ NOTA option

3



See the Light

The red light against the name/ symbol of candidate/ NOTA option chosen will glow

4



Verify your Vote

The VVPAT will print & display the ballot slip containing Serial Number, Name and Symbol of the chosen candidate/NOTA

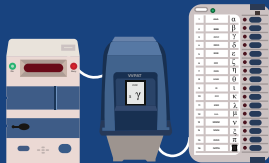
5



Hear the 'BEEP'

The BEEP sound from the Control Unit marks that vote has been cast successfully


- If you do not see the ballot slip in the VVPAT or hear the loud beep, contact the Presiding Officer
- The slip will be visible through the glass for 7 seconds. Printed slip will be secured in the VVPAT



Facilitation Apps By ECI



Saksham-ECI



Accessibility features built-in



Mark yourself as PwD



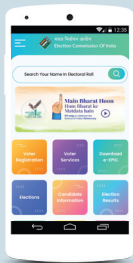
Apply for a new PwD voter



Apply for wheel chair



Voter Helpline App



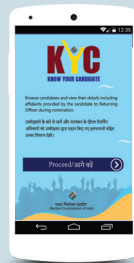
One stop solution for registration and election related services

Check the details of contesting candidates

Generate your Voter Information Slip



Know Your Candidate App



Check the details of each candidate of your constituency as given in their affidavit -

qualification, criminal antecedents, assets and liabilities (if any)



cVIGIL App

- App becomes active on the day of announcement of elections
- Report unlawful activities/ violation of model code of conduct
- Connected through a mobile phone

Assured Minimum Facilities For PwDs & Senior Citizens



Ramp & Wheel Chair



EVM with Braille



Special Volunteers



Separate Queues for
PwDs and Senior Citizens



Transport Facility for PwDs
and Senior Citizens



Sign Language



Home Voting Facility/ Postal Ballot Facility

Electors (senior citizens above 85 years & PwDs with benchmark certificate) can avail Home Voting Facility & Postal Ballot Facility by filling **Form 12D**. Electors employed in essential services can also avail Postal Ballot Facility by filling **Form 12D**.

Voters' Pledge

"We, the citizens of India, having abiding faith in democracy, hereby pledge to uphold the democratic traditions of our country and the dignity of free, fair and peaceful elections, and to vote in every election fearlessly and without being influenced by considerations of religion, race, caste, community, language or any inducement."



Register online or
verify your details at
voters.eci.gov.in

Apps to install



eci.gov.in



I VOTE FOR SURE

